



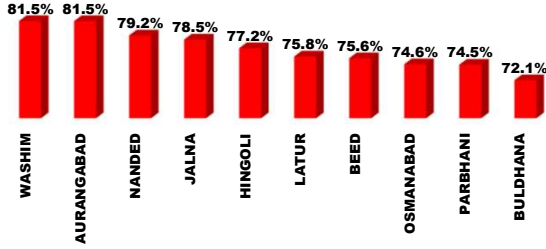
महाआवास अभियान २०२३-२४

दैनिक प्रगती अहवाल : १६.१२.२०२३

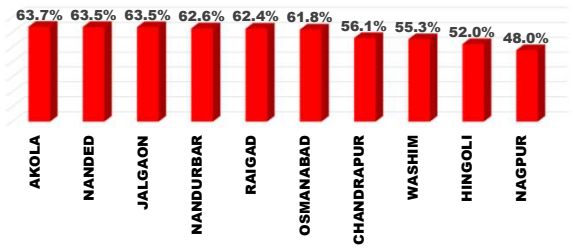
प्रधानमंत्री आवास योजना ग्रामीण – मंजूरी, पूर्ण घरकुले, हप्ते वितरण, भूमिहीन, आर्थिकदृष्ट्या अपूर्ण
राज्य पुरस्कृत ग्रामीण आवास योजना – मंजूरी, पूर्ण घरकुले, हप्ते वितरण, आर्थिकदृष्ट्या अपूर्ण

योजना	एकूण मंजूरी	दैनिक मंजूरी	एकूण पूर्ण	दैनिक पूर्ण घरकुले	दैनिक पहिला हप्ता वितरीत	दैनिक दुसरा हप्ता वितरीत	दैनिक तिसरा हप्ता वितरीत
प्रधानमंत्री आवास योजना ग्रामीण	१३८००४९	०	१२०२२४७	२०५	०	०	०
राज्य योजना	६७१९९३	३५२४	४६२८६६	२५९	०	-१	-१
एकूण	२०५२०४२	३५२४	१६६५११३	४६४	०	-१	-१

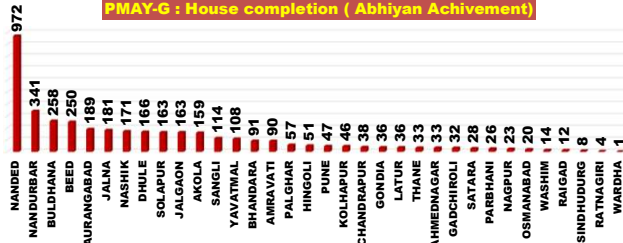
PMAY-G Completion Bottom 10 Dist.



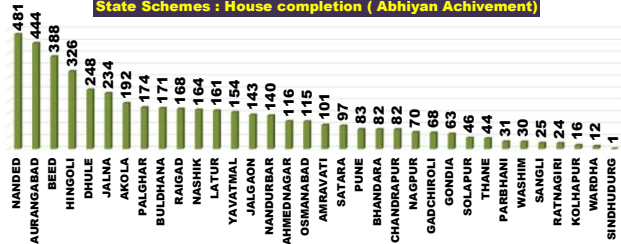
State Schemes Completion Bottom 10 Dist.



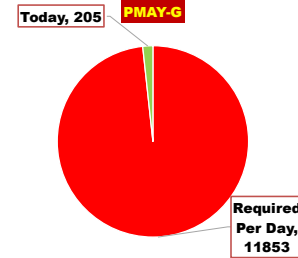
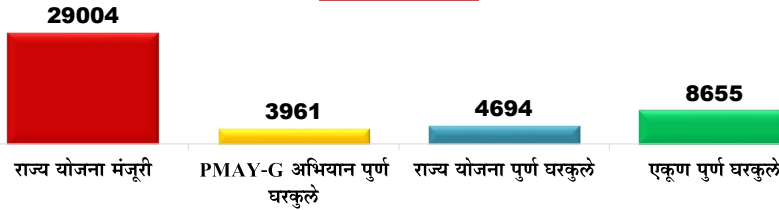
PMAY-G : House completion (Abhiyan Achievement)



State Schemes : House completion (Abhiyan Achievement)



Abhiyan Progress



राज्य व्यवस्थापन कक्ष- ग्रामीण गृहनिर्माण

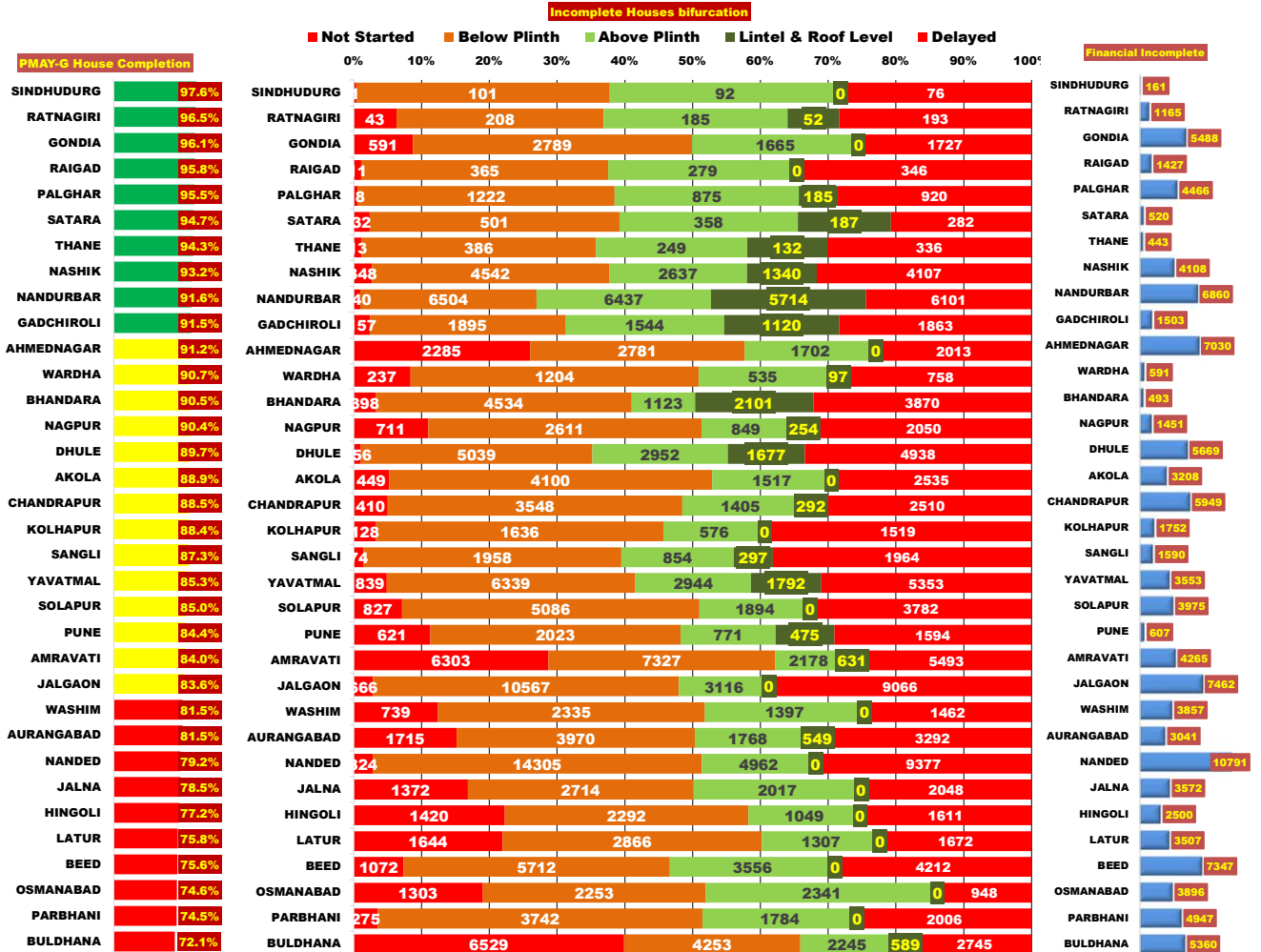
४ था मजला, दक्षिण कक्ष, सिडको भवन, सीबीडी बेलगापुर, नवी मुंबई - ४०० ६१४.

प्रधानमंत्री आवास योजना - ग्रामीण : भूमिहीन लाभार्थी अहवाल

Sr. No.	District	Google Sheet Report			AwaasSoft Report			
		Total Landless	Provided land	Remaining	Landless beneficiaries tagged in AwaasSoft	Landless beneficiaries provided land	Remaining Landless	Remaining Tag (provided land)
1	DHULE	18	18	0	21	21	0	-3
2	GADCHIROLI	9	9	0	9	9	0	0
3	GONDIA	2450	2450	0	2452	2324	128	126
4	KOLHAPUR	257	257	0	244	228	16	29
5	NANDURBAR	0	0	0	0	0	0	0
6	PALGHAR	11	11	0	11	11	0	0
7	RAIGAD	6	6	0	6	6	0	0
8	RATNAGIRI	23	23	0	23	23	0	0
9	SINDHUDURG	420	420	0	414	414	0	6
10	THANE	90	81	9	95	60	35	21
11	SATARA	787	770	17	789	708	81	62
12	NANDED	354	322	32	360	263	97	59
13	SANGLI	281	210	71	275	133	142	77
14	BEED	212	125	87	347	66	281	59
15	WARDHA	2070	1918	152	2198	1911	287	7
16	NASHIK	1680	1513	167	1708	1458	250	55
17	PARBHANI	307	63	244	280	77	203	-14
18	AKOLA	5842	5563	279	5753	5459	294	104
19	JALGAON	21468	21141	327	22195	20597	1598	544
20	PUNE	2056	1681	375	2046	866	1180	815
21	BHANDARA	4811	4423	388	4810	4505	305	-82
22	CHANDRAPUR	2375	1946	429	2262	1794	468	152
23	NAGPUR	4354	3877	477	4327	3572	755	305
24	WASHIM	2448	1845	603	2434	1477	957	368
25	YAVATMAL	2787	2066	721	2844	2039	805	27
26	HINGOLI	1713	796	917	1680	466	1214	330
27	JALNA	1359	406	953	1373	85	1288	321
28	LATUR	2178	1194	984	2126	808	1318	386
29	OSMANABAD	2085	1074	1011	2062	102	1960	972
30	SOLAPUR	5563	4213	1350	4949	3871	1078	342
31	AURANGABAD	3266	1700	1566	3155	1805	1350	-105
32	AHMEDNAGAR	7459	5269	2190	7578	5126	2452	143
33	BULDHANA	15147	9691	5456	15476	9718	5758	-27
34	AMRAVATI	19873	13962	5911	19812	13611	6201	351
	Total	113759	89043	24716	114114	83613	30501	5661

प्रधानमंत्री आवास योजना ग्रामीण - पूर्ण घरकूले

Sr. No.	Division	Sanction	15.12.2023	16.12.2023	Daily Achivement	Remaining	Completed & verified	Remaining verified
1	AURANGABAD DIV.	233556	181792	181849	57	51707	175282	6567
2	NASHIK DIV.	409711	369052	369108	56	40603	351831	17277
3	AMRAVATI DIV.	264873	219775	219823	48	45050	213148	6675
4	PUNE DIV.	115978	100869	100890	21	15088	97822	3068
5	NAGPUR DIV.	286635	264274	264292	18	22343	257365	6927
6	KONKAN DIV.	69296	66280	66285	5	3011	65009	1276
Total		1380049	1202042	1202247	205	177802	1160457	41790



प्रधानमंत्री आवास योजना ग्रामीण - पूर्ण घरकूले

Sr. No.	District	Sanction	15.12.2023	16.12.2023	Daily Achivement	Remaining	Completed & verified	Remaining verified
1	NANDURBAR	118407	108405	108436	31	9971	99512	8924
2	BEED	34638	26148	26175	27	8463	24904	1271
3	AKOLA	46642	41465	41486	21	5156	40809	677
4	YAVATMAL	63189	53878	53897	19	9292	51275	2622
5	DHULE	64625	57928	57945	17	6680	54801	3144
6	AURANGABAD	36139	29438	29449	11	6690	28137	1312
7	NANDED	68351	54128	54137	9	14214	52816	1321
8	SANGLI	20650	18011	18019	8	2631	17467	552
9	JALGAON	77228	64592	64599	7	12629	62937	1662
10	PUNE	19136	16151	16158	7	2978	15246	912
11	KOLHAPUR	16942	14964	14970	6	1972	14740	230
12	AMRAVATI	91902	77156	77161	5	14741	75463	1698
13	BHANDARA	63543	57513	57518	5	6025	55387	2131
14	GADCHIROLI	31574	28893	28898	5	2676	26858	2040
15	GONDIA	95715	92011	92016	5	3699	91470	546
16	JALNA	23958	18813	18818	5	5140	18129	689
17	PALGHAR	35171	33566	33571	5	1600	32871	700
18	BULDHANA	44300	31920	31923	3	12377	30684	1239
19	HINGOLI	17855	13776	13778	2	4077	13426	352
20	LATUR	20160	15289	15291	2	4869	14967	324
21	NAGPUR	36085	32627	32629	2	3456	31660	969
22	AHMEDNAGAR	60175	54893	54894	1	5281	54172	722
23	CHANDRAPUR	42066	37220	37221	1	4845	36411	810
24	OSMANABAD	13736	10248	10249	1	3487	9329	920
25	NASHIK	89276	83234	83234	0	6042	80409	2825
26	PARBHANI	18719	13952	13952	0	4767	13574	378
27	RAIGAD	9770	9364	9364	0	406	9215	149
28	RATNAGIRI	9751	9414	9414	0	337	9263	151
29	SATARA	14344	13585	13585	0	759	13266	319
30	SINDHUDURG	5056	4937	4937	0	119	4892	45
31	SOLAPUR	44906	38158	38158	0	6748	37103	1055
32	THANE	9548	8999	8999	0	549	8768	231
33	WARDHA	17652	16010	16010	0	1642	15579	431
34	WASHIM	18840	15356	15356	0	3484	14917	439
Total		1380049	1202042	1202247	205	177802	1160457	41790

राज्यपुरस्कृत आवास योजना ग्रामीण - मंजूरी

Sr. No.	Division	Target	15.12.2023	16.12.2023	Daily Achivement	Sanction %	Remaining	Sanction State Rank
1	AMRAVATI DIV.	238876	116577	117929	1352	49.4%	120947	4
2	NASHIK DIV.	260634	136147	136763	616	52.5%	123871	5
3	PUNE DIV.	97714	68919	69442	523	71.1%	28272	2
4	NAGPUR DIV.	218681	124586	124962	376	57.1%	93719	3
5	KONKAN DIV.	57796	36208	36572	364	63.3%	21224	1
6	AURANGABAD DIV.	352749	186032	186325	293	52.8%	166424	6
Total		1226450	668469	671993	3524	54.8%	554457	

Sr. No.	District	Target	15.12.2023	16.12.2023	Daily Achivement	Sanction %	Remaining	Sanction State Rank
1	YAVATMAL	71979	32419	33049	630	45.9%	38930	34
2	JALGAON	63948	30391	30924	533	48.4%	33024	31
3	SANGLI	12090	9082	9605	523	79.4%	2485	3
4	AKOLA	42134	23517	23958	441	56.9%	18176	21
5	SINDHUDURG	3575	2262	2590	328	72.4%	985	1
6	WASHIM	28321	15300	15538	238	54.9%	12783	14
7	NANDED	58008	23548	23726	178	40.9%	34282	32
8	GADCHIROLI	27157	17568	17707	139	65.2%	9450	13
9	GONDIA	33141	15409	15503	94	46.8%	17638	19
10	AHMEDNAGAR	44294	40523	40606	83	91.7%	3688	4
11	LATUR	42065	27299	27373	74	65.1%	14692	15
12	BHANDARA	33244	17641	17699	58	53.2%	15545	16
13	WARDHA	19672	14588	14645	57	74.4%	5027	10
14	BULDHANA	46022	21129	21172	43	46.0%	24850	26
15	HINGOLI	42152	24041	24077	36	57.1%	18075	20
16	CHANDRAPUR	65429	38565	38593	28	59.0%	26836	28
17	THANE	11112	6229	6249	20	56.2%	4863	9
18	RAIGAD	13025	9234	9249	15	71.0%	3776	5
19	JALNA	49553	21299	21304	5	43.0%	28249	29
20	RATNAGIRI	13553	6735	6736	1	49.7%	6817	11
21	AMRAVATI	50420	24212	24212	0	48.0%	26208	27
22	AURANGABAD	42766	25650	25650	0	60.0%	17116	18
23	BEED	49098	26185	26185	0	53.3%	22913	24
24	DHULE	41185	20404	20404	0	49.5%	20781	23
25	KOLHAPUR	18861	14985	14985	0	79.4%	3876	6
26	NAGPUR	40038	20815	20815	0	52.0%	19223	22
27	NANDURBAR	54296	18533	18533	0	34.1%	35763	33
28	NASHIK	56911	26296	26296	0	46.2%	30615	30
29	OSMANABAD	26451	18998	18998	0	71.8%	7453	12
30	PALGHAR	16531	11748	11748	0	71.1%	4783	8
31	PARBHANI	42656	19012	19012	0	44.6%	23644	25
32	PUNE	18857	14242	14242	0	75.5%	4615	7
33	SATARA	13309	12110	12110	0	91.0%	1199	2
34	SOLAPUR	34597	18500	18500	0	53.5%	16097	17
Total		1226450	668469	671993	3524	54.8%	554457	

राज्यपुरस्कृत आवास योजना ग्रामीण - प्रलंबीत मंजूरी

Sr. No.	Division	रमाई आवास योजना	शबरी आवास योजना	आदीम आवास योजना	पारधी आवास योजना	य.च.मु.व योजना	पुण्यश्लोक अहिल्यादेवी होळकर धरकूल योजना	मोदी आवास
1	KONKAN DIV.	1403	7150	25	3	22	0	12621
2	PUNE DIV.	8421	2582	4	55	20	60	17130
3	NAGPUR DIV.	22228	17724	81	2	1165	16	47069
4	AMRAVATI DIV.	26776	18025	117	9	627	9	52503
5	NASHIK DIV.	18605	58086	61	17	8	25	75384
6	AURANGABAD DIV.	59303	25541	238	26	2120	861	78335
	Total	136736	129108	526	112	3962	971	283042

Sr. No.	District	रमाई आवास योजना	शबरी आवास योजना	आदीम आवास योजना	पारधी आवास योजना	य.च.मु.व योजना	पुण्यश्लोक अहिल्यादेवी होळकर धरकूल योजना	मोदी आवास
1	SINDHUDURG	106	14	16	0	0	0	248
2	SATARA	0	0	0	0	0	0	458
3	SANGLI	1008	30	0	12	0	0	849
4	AHMEDNAGAR	1052	2388	0	0	0	0	1199
5	RAIGAD	523	811	0	2	0	0	1435
6	KOLHAPUR	1750	35	0	0	0	60	1446
7	PUNE	854	2277	4	14	20	0	2031
8	PALGHAR	99	4223	3	0	0	0	2274
9	THANE	321	2018	6	0	0	0	2440
10	WARDHA	9	51	2	0	0	0	2518
11	RATNAGIRI	354	84	0	1	22	0	2876
12	OSMANABAD	3550	180	0	0	1449	0	3354
13	GADCHIROLI	1075	2685	26	0	0	0	4965
14	WASHIM	1992	911	0	0	0	2	5664
15	LATUR	7081	932	0	4	6	833	5812
16	BHANDARA	3005	1444	0	0	62	1	5836
17	SOLAPUR	4809	240	0	29	0	0	6356
18	AURANGABAD	7186	4112	0	6	0	0	6747
19	GONDIA	2768	909	0	0	0	15	6912
20	HINGOLI	6763	7958	0	0	0	0	6981
21	AKOLA	8714	2549	0	1	0	0	8496
22	NAGPUR	10336	2136	0	0	4	0	9709
23	DHULE	3859	7205	0	0	8	0	9878
24	BEED	5568	1298	0	6	0	0	10148
25	PARBHANI	7687	2141	0	0	196	24	11019
26	BULDHANA	5765	2023	0	0	0	7	11033
27	AMRAVATI	4549	7979	0	7	115	0	13558
28	CHANDRAPUR	5035	10499	53	2	1099	0	13596
29	JALNA	16961	2317	0	2	469	4	13946
30	NASHIK	10404	13163	61	6	0	0	16041
31	JALGAON	2335	3408	0	1	0	25	17055
32	NANDED	4507	6603	238	8	0	0	22926
33	NANDURBAR	955	31922	0	10	0	0	27255
34	YAVATMAL	5756	4563	117	1	512	0	27981
	Total	136736	129108	526	112	3962	971	283042

राज्यपुरस्कृत आवास योजना ग्रामीण - पूर्ण घरकूले

Sr. No.	Division	Sanction	15.12.2023	16.12.2023	Daily Achivement	Completion %	Remaining	To be Completed in Per Day till 31.03.24
1	AURANGABAD DIV.	186325	127613	127705	92	68.5%	58620	553
2	NASHIK DIV.	136763	96719	96778	59	70.8%	39985	377
3	AMRAVATI DIV.	117929	77223	77282	59	65.5%	40647	383
4	NAGPUR DIV.	124962	78314	78344	30	62.7%	46618	440
5	PUNE DIV.	69442	55192	55202	10	79.5%	14240	134
6	KONKAN DIV.	36572	27546	27555	9	75.3%	9017	85
Total		671993	462607	462866	259	68.9%	209127	1973

Sr. No.	District	Sanction	15.12.2023	16.12.2023	Daily Achivement	Completion %	Remaining	To be Completed in Per Day till 31.03.24
1	BEED	26185	18733	18789	56	71.8%	7396	70
2	AKOLA	23958	15228	15259	31	63.7%	8699	82
3	DHULE	20404	14844	14874	30	72.9%	5530	52
4	JALGAON	30924	19606	19626	20	63.5%	11298	107
5	HINGOLI	24077	12518	12530	12	52.0%	11547	109
6	AURANGABAD	25650	18797	18808	11	73.3%	6842	65
7	AMRAVATI	24212	16472	16481	9	68.1%	7731	73
8	BULDHANA	21172	15883	15892	9	75.1%	5280	50
9	PUNE	14242	10715	10724	9	75.3%	3518	33
10	BHANDARA	17699	13222	13230	8	74.7%	4469	42
11	CHANDRAPUR	38593	21654	21662	8	56.1%	16931	160
12	GONDIA	15503	11414	11422	8	73.7%	4081	39
13	YAVATMAL	33049	21048	21055	7	63.7%	11994	113
14	AHMEDNAGAR	40606	30653	30659	6	75.5%	9947	94
15	JALNA	21304	14300	14305	5	67.1%	6999	66
16	OSMANABAD	18998	11735	11739	4	61.8%	7259	68
17	RATNAGIRI	6736	6334	6338	4	94.1%	398	4
18	WARDHA	14645	9748	9752	4	66.6%	4893	46
19	NANDURBAR	18533	11599	11602	3	62.6%	6931	65
20	PALGHAR	11748	9020	9023	3	76.8%	2725	26
21	WASHIM	15538	8592	8595	3	55.3%	6943	66
22	LATUR	27373	21660	21662	2	79.1%	5711	54
23	NAGPUR	20815	9988	9990	2	48.0%	10825	102
24	PARBHANI	19012	14793	14795	2	77.8%	4217	40
25	RAIGAD	9249	5772	5773	1	62.4%	3476	33
26	SATARA	12110	10129	10130	1	83.6%	1980	19
27	THANE	6249	4389	4390	1	70.3%	1859	18
28	GADCHIROLI	17707	12288	12288	0	69.4%	5419	51
29	KOLHAPUR	14985	11146	11146	0	74.4%	3839	36
30	NANDED	23726	15077	15077	0	63.5%	8649	82
31	NASHIK	26296	20017	20017	0	76.1%	6279	59
32	SANGLI	9605	7396	7396	0	77.0%	2209	21
33	SINDHUDURG	2590	2031	2031	0	78.4%	559	5
34	SOLAPUR	18500	15806	15806	0	85.4%	2694	25
Total		671993	462607	462866	259	68.9%	209127	1973

राज्य योजना अपूर्ण घरकुले

Sr. No.	Division	रमाई आवास योजना	शबरी आवास योजना	आदीम आवास योजना	पारधी आवास योजना	व.च.मु.व योजना	पुण्यश्लोक अहिल्यादेवी होळकर घरकुल योजना	मोदी आवास
1	KONKAN DIV.	939	7234	335	0	2	12	495
2	PUNE DIV.	10609	1850	56	54	51	444	1154
3	NASHIK DIV.	13167	19999	25	108	137	165	1176
4	AMRAVATI DIV.	19142	11746	2030	183	1778	112	2093
5	NAGPUR DIV.	14965	23594	738	21	5187	20	5656
6	AURANGABAD DIV.	45247	9542	42	60	2259	316	6384
	Total	104069	73965	3226	426	9414	1069	16958

Sr. No.	District	रमाई आवास योजना	शबरी आवास योजना	आदीम आवास योजना	पारधी आवास योजना	व.च.मु.व योजना	पुण्यश्लोक अहिल्यादेवी होळकर घरकुल योजना	मोदी आवास
1	RATNAGIRI	379	13	4	0	2	0	0
2	SINDHUDURG	100	0	0	0	0	0	0
3	THANE	216	1479	144	0	0	0	0
4	SATARA	1355	24	0	0	23	0	0
5	SANGLI	1676	7	0	3	0	0	0
6	SOLAPUR	2610	66	0	7	11	0	0
7	PALGHAR	57	2596	72	0	0	0	0
8	RAIGAD	187	3146	115	0	0	12	0
9	PUNE	1602	1741	56	44	0	0	0
10	KOLHAPUR	3366	12	0	0	17	444	0
11	GONDIA	1667	1931	0	0	0	0	0
12	PARBHANI	2705	1050	0	0	236	226	0
13	BHANDARA	2253	1031	0	0	1165	20	0
14	WARDHA	1955	2695	242	1	0	0	0
15	BULDHANA	4025	1163	0	17	0	75	0
16	GADCHIROLI	1204	3074	257	0	0	0	0
17	DHULE	1933	3468	0	12	117	0	0
18	LATUR	5055	113	0	0	61	0	16
19	NASHIK	2242	3986	25	26	0	0	20
20	AURANGABAD	5710	1126	0	6	0	0	75
21	NANDURBAR	833	6098	0	0	0	0	441
22	WASHIM	3166	1161	0	2	0	37	459
23	JALNA	5005	166	0	5	1733	90	482
24	OSMANABAD	6834	155	0	41	229	0	483
25	BEED	7016	372	0	8	0	0	523
26	AMRAVATI	3632	3300	0	28	151	0	578
27	NANDED	7548	387	42	0	0	0	620
28	AKOLA	6276	1956	0	26	0	0	672
29	AHMEDNAGAR	3969	1835	0	15	20	0	726
30	NAGPUR	2504	8310	0	6	5	0	884
31	JALGAON	4190	4612	0	55	0	165	2018
32	HINGOLI	5374	6173	0	0	0	0	2276
33	YAVATMAL	2043	4166	2030	110	1627	0	2577
34	CHANDRAPUR	5382	6553	239	14	4017	0	4108
	Total	104069	73965	3226	426	9414	1069	16958

प्रधानमंत्री आवास योजना ग्रामीण - हप्ते वितरण

Sr. No.	Division	1st Installment (Daily Achivement)	1st Installment Remaining	2nd Installment (Daily Achivement)	2nd Installment Remaining	3rd Installment (Daily Achivement)	3rd Installment Remaining
1	NASHIK DIV.	0	3695	0	29433	0	16844
2	AMRAVATI DIV.	0	14859	0	24354	0	10281
3	AURANGABAD DIV.	0	9625	0	37854	0	18784
4	NAGPUR DIV.	0	2504	0	16581	0	7121
5	KONKAN DIV.	0	86	0	2282	0	1680
6	PUNE DIV.	0	1682	0	11204	0	4453
	Total	0	32451	0	121708	0	59163

Sr. No.	District	1st Installment (Daily Achivement)	1st Installment Remaining	2nd Installment (Daily Achivement)	2nd Installment Remaining	3rd Installment (Daily Achivement)	3rd Installment Remaining
1	AHMEDNAGAR	0	2285	0	2781	0	1702
2	AKOLA	0	449	0	4100	0	1517
3	AMRAVATI	0	6303	0	7327	0	2178
4	AURANGABAD	0	1715	0	3970	0	1768
5	BEED	0	1072	0	5712	0	3556
6	BHANDARA	0	398	0	4534	0	1123
7	BULDHANA	0	6529	0	4253	0	2245
8	CHANDRAPUR	0	410	0	3548	0	1405
9	DHULE	0	156	0	5039	0	2952
10	GADCHIROLI	0	157	0	1895	0	1544
11	GONDIA	0	591	0	2789	0	1665
12	HINGOLI	0	1420	0	2292	0	1049
13	JALGAON	0	666	0	10567	0	3116
14	JALNA	0	1372	0	2714	0	2017
15	KOLHAPUR	0	128	0	1636	0	576
16	LATUR	0	1644	0	2866	0	1307
17	NAGPUR	0	711	0	2611	0	849
18	NANDED	0	824	0	14305	0	4962
19	NANDURBAR	0	240	0	6504	0	6437
20	NASHIK	0	348	0	4542	0	2637
21	OSMANABAD	0	1303	0	2253	0	2341
22	PALGHAR	0	18	0	1222	0	875
23	PARBHANI	0	275	0	3742	0	1784
24	PUNE	0	621	0	2023	0	771
25	RATNAGIRI	0	43	0	208	0	185
26	SANGLI	0	74	0	1958	0	854
27	SATARA	0	32	0	501	0	358
28	SINDHUDURG	0	1	0	101	0	92
29	SOLAPUR	0	827	0	5086	0	1894
30	THANE	0	13	0	386	0	249
31	WARDHA	0	237	0	1204	0	535
32	WASHIM	0	739	0	2335	0	1397
33	YAVATMAL	0	839	0	6339	0	2944
34	RAIGAD	-1	11	0	365	0	279
	Total	0	32451	0	121708	0	59163

राज्यपुरस्कृत आवास योजना ग्रामीण - हप्ते वितरण

Sr. No.	Division	1st Installment (Daily Achivement)	1st Installment Remaining	2nd Installment (Daily Achivement)	2nd Installment Remaining	3rd Installment (Daily Achivement)	3rd Installment Remaining
1	NASHIK DIV.	0	15549	0	12806	0	6037
2	AMRAVATI DIV.	0	11409	0	19345	0	5388
3	AURANGABAD DIV.	0	12165	0	30593	0	11990
4	NAGPUR DIV.	0	14137	-1	24121	-1	4446
5	KONKAN DIV.	0	1359	0	4894	0	1502
6	PUNE DIV.	0	4928	0	5580	0	1866
	Total	0	59547	-1	97339	-1	31229

Sr. No.	District	1st Installment (Daily Achivement)	1st Installment Remaining	2nd Installment (Daily Achivement)	2nd Installment Remaining	3rd Installment (Daily Achivement)	3rd Installment Remaining
1	AHMEDNAGAR	0	5938	0	2363	0	1204
2	AKOLA	0	2139	0	5220	0	1114
3	AMRAVATI	0	1984	0	3747	0	1026
4	AURANGABAD	0	1411	0	2788	0	1405
5	BEED	0	974	0	3271	0	2365
6	BHANDARA	0	784	0	2365	0	416
7	BULDHANA	0	542	0	2081	0	980
8	CHANDRAPUR	0	2989	0	11339	0	1742
9	DHULE	0	234	0	2262	0	1477
10	GADCHIROLI	0	1700	0	1891	0	969
11	GONDIA	0	1979	0	1184	0	499
12	HINGOLI	0	2269	0	6677	0	1742
13	JALGAON	0	5214	0	3489	0	1435
14	JALNA	0	1090	0	3357	0	1555
15	KOLHAPUR	0	1797	0	1634	0	230
16	LATUR	0	1251	0	2503	0	1376
17	NAGPUR	0	4696	0	5036	0	538
18	NANDED	0	2996	0	5011	0	1417
19	NANDURBAR	0	2716	0	2188	0	790
20	NASHIK	0	1447	0	2504	0	1131
21	OSMANABAD	0	1516	0	4377	0	1190
22	PALGHAR	0	34	0	1420	0	615
23	PARBHANI	0	658	0	2609	0	940
24	PUNE	0	745	0	1598	0	468
25	RAIGAD	0	410	0	2168	0	628
26	RATNAGIRI	0	65	0	126	0	67
27	SANGLI	0	1217	0	557	0	219
28	SATARA	0	630	0	591	0	428
29	SINDHUDURG	0	482	0	51	0	14
30	SOLAPUR	0	539	0	1200	0	521
31	THANE	0	368	0	1129	0	178
32	WASHIM	0	4035	0	2182	0	616
33	YAVATMAL	0	2709	0	6115	0	1652
34	WARDHA	-1	1989	-1	2306	-1	282
	Total	0	59547	0	97339	0	31229

राज्य योजना: पहिला हप्ता प्रलंबीत

Sr. No.	Division	रमाई आवास योजना	शहरी आवास योजना	आदीम आवास योजना	पारधी आवास योजना	य.च.मु.व योजना	पुण्यश्लोक अहिल्यादेवी होळकर घरकुल योजना	मोदी आवास
1	KONKAN DIV.	147	695	22	0	0	0	495
2	PUNE DIV.	3050	523	7	15	6	151	1176
3	NASHIK DIV.	3121	5987	0	6	22	29	6384
4	AMRAVATI DIV.	3773	1423	132	18	372	35	2093
5	NAGPUR DIV.	5201	6144	64	2	633	0	5656
6	AURANGABAD DIV.	8227	2058	13	21	543	149	1154
	Total	23519	16830	238	62	1576	364	16958

Sr. No.	District	रमाई आवास योजना	शहरी आवास योजना	आदीम आवास योजना	पारधी आवास योजना	य.च.मु.व योजना	पुण्यश्लोक अहिल्यादेवी होळकर घरकुल योजना	मोदी आवास
1	PALGHAR	2	29	3	0	0	0	0
2	RATNAGIRI	64	1	0	0	0	0	0
3	DHULE	40	173	0	0	21	0	0
4	THANE	22	315	11	0	0	0	0
5	RAIGAD	36	350	8	0	0	0	0
6	SINDHUDURG	23	0	0	0	0	0	0
7	SOLAPUR	528	7	0	1	3	0	0
8	BULDHANA	229	313	0	0	0	0	0
9	SATARA	49	2	0	0	1	0	0
10	PARBHANI	157	232	0	0	122	147	0
11	PUNE	140	509	7	14	0	0	0
12	BHANDARA	628	76	0	0	80	0	0
13	BEED	852	116	0	6	0	0	0
14	JALNA	715	90	0	1	282	2	0
15	SANGLI	690	4	0	0	0	0	0
16	LATUR	719	15	0	0	35	0	0
17	AURANGABAD	1099	309	0	3	0	0	0
18	NASHIK	78	1369	0	0	0	0	16
19	OSMANABAD	1383	18	0	11	104	0	20
20	GADCHIROLI	138	661	17	0	0	0	75
21	KOLHAPUR	1643	1	0	0	2	151	441
22	GONDIA	650	846	0	0	0	0	459
23	AMRAVATI	941	387	0	3	33	0	482
24	WARDHA	739	1214	36	0	0	0	483
25	AKOLA	1518	179	0	1	0	0	523
26	HINGOLI	1074	1195	0	0	0	0	578
27	YAVATMAL	4	202	132	14	339	0	620
28	NANDURBAR	4	2712	0	0	0	0	672
29	CHANDRAPUR	1227	471	11	1	553	0	726
30	NANDED	2228	83	13	0	0	0	884
31	WASHIM	1081	342	0	0	0	35	2018
32	NAGPUR	1819	2876	0	1	0	0	2276
33	JALGAON	1267	1638	0	4	0	29	2577
34	AHMEDNAGAR	1732	95	0	2	1	0	4108
	Total	23519	16830	238	62	1576	364	16958

मोदी आवास घरकुल योजना

Sr. N	District Name	Target	Registered	Sanction	Remaining Sanction	1St Installment	Remaining 1St Installment
1	AHMEDNAGAR	4356	4639	4108	248	0	4108
2	WASHIM	12455	8591	2577	9878	0	2577
3	JALGAON	29531	3856	2276	27255	0	2276
4	YAVATMAL	29999	2933	2018	27981	0	2018
5	GADCHIROLI	6548	1007	884	5664	0	884
6	CHANDRAPUR	10874	2324	726	10148	0	726
7	NANDED	23598	851	672	22926	0	672
8	AMRAVATI	14178	2293	620	13558	0	620
9	SATARA	1777	1269	578	1199	0	578
10	SANGLI	1958	826	523	1435	0	523
11	GONDIA	14429	7395	483	13946	0	483
12	LATUR	6318	536	482	5836	0	482
13	SINDHUDURG	1308	962	459	849	0	459
14	AKOLA	7353	2812	441	6912	0	441
15	PUNE	1521	518	75	1446	0	75
16	THANE	2538	113	20	2518	0	20
17	RAIGAD	2456	155	16	2440	0	16
18	AURANGABAD	5812	202	0	5812	0	0
19	BEED	16041	157	0	16041	0	0
20	BHANDARA	11033	0	0	11033	0	0
21	BULDHANA	17055	288	0	17055	0	0
22	DHULE	9709	0	0	9709	0	0
23	HINGOLI	3354	0	0	3354	0	0
24	JALNA	8496	4	0	8496	0	0
25	KOLHAPUR	2031	90	0	2031	0	0
26	NAGPUR	6747	2440	0	6747	0	0
27	NANDURBAR	2876	0	0	2876	0	0
28	NASHIK	6981	106	0	6981	0	0
29	OSMANABAD	2274	595	0	2274	0	0
30	PALGHAR	458	0	0	458	0	0
31	PARBHANI	13596	208	0	13596	0	0
32	RATNAGIRI	6356	799	0	6356	0	0
33	SOLAPUR	11019	2980	0	11019	0	0
34	WARDHA	4965	252	0	4965	0	0
	Grand Total	300000	49201	16958	283042	0	16958